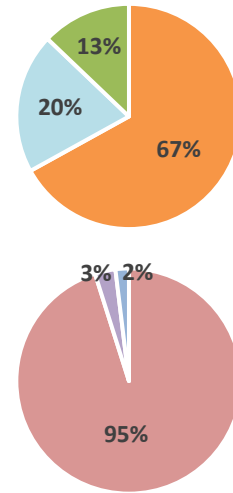




Land Milestone Summary

Summary of Progress Towards Land Milestone & Extension Plus-Up (Acquisitions Completed or Under Contract)				
Ownership Interest	Acres	Cost		
Purchased	8,856.4	\$ 23,070,769		
Sponsorship / Lease	2,665.0	\$ 37,500		
Management Agreements	1,703.0	\$ -		
Total	13,224.4	\$ 23,108,269		
Habitat Type	Acres	Cost		
Complex (9,200 ac)	12,579.2	\$ 20,309,570		
Non-Complex OCSW (400 ac)	391.2	\$ 1,843,699		
Non-Complex Palustrine Wetland (400 ac)	254.0	\$ 955,000		
Total	13,224.4	\$ 23,108,269		
First Increment Objective and Plus-Up	Acres	Ac. Remaining to Goal	Cost	Remaining Budget¹
First Increment Land Objective (10,000 ac)	12,519.4	0.0	\$ 20,269,829	\$ 2,630,171
First Increment Extension Plus-Up (1,500 ac)	705.0	795.0	\$ 2,838,440	\$ 6,221,560
Total	13,224.4		\$ 23,108,269	\$ 8,851,731



¹Unindexed Acquisition Budgets

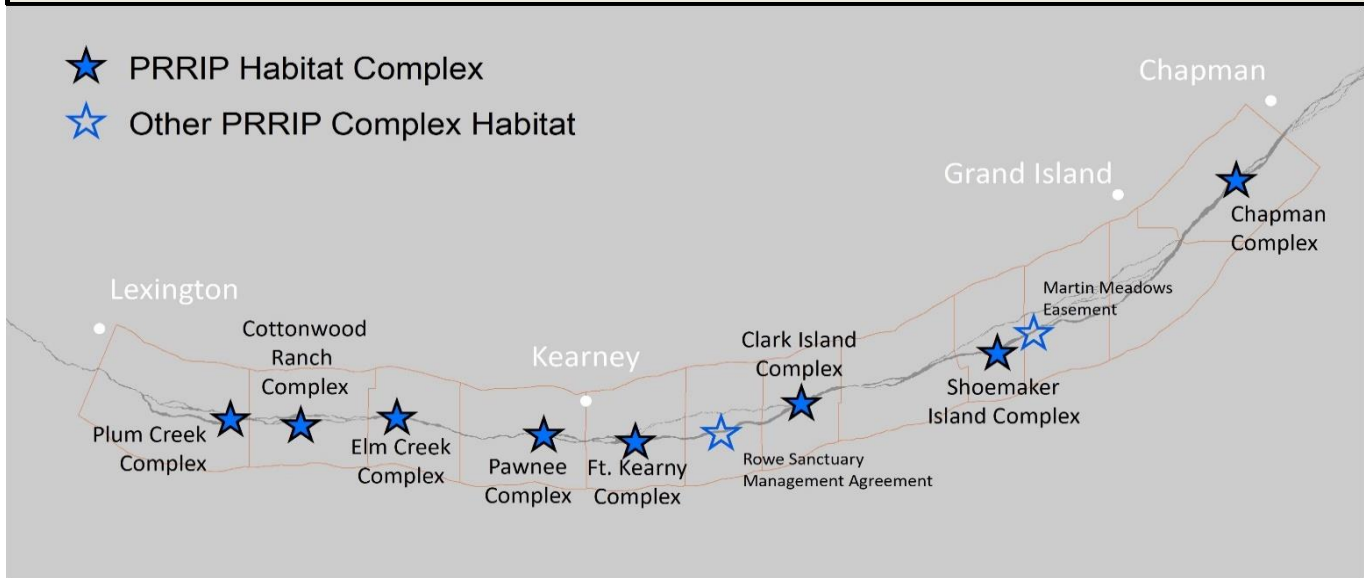
Summary of Progress Towards 60 Acre Off-Channel Sand and Water Additional Habitat Goal				
	Tract Acres	Cost	Est. OCSW Ac.	Ac. Rem. to Goal
New Habitat Counting towards 60 Ac. Goal	0.0	\$ -	0.0	60.0

Summary of Land in Negotiations				
Tract ID	Type	Status	Acres	Cost



Complex Habitat Summary

Map of PRRIP Habitat Complexes and Complex Habitat Not Associated with a Habitat Complex



Summary of Complex Habitat Ownership Interests

Complex Habitat Identification	Acres			Total
	Purchased	Sponsorship/Lease	Agreement	
Plum Creek Complex	716.3	-	150.0	866.3
Cottonwood Ranch Complex	902.0	2,650.0	-	3,552.0
Elm Creek Complex	1,170.7	-	267.0	1,437.7
Pawnee Complex	473.9	-	268.0	741.9
Ft. Kearny Complex	2,190.1	-	-	2,190.1
Rowe Sanctuary Management Agreement	-	-	834.0	834.0
Clark Island Complex	783.8	-	-	783.8
Shoemaker Island Complex	1,118.4	-	174.0	1,292.4
Martin Meadows Easement	286.0	-	-	286.0
Chapman Complex	585.0	-	10.0	595.0
Total	8,226.2	2,650.0	1,703.0	12,579.2

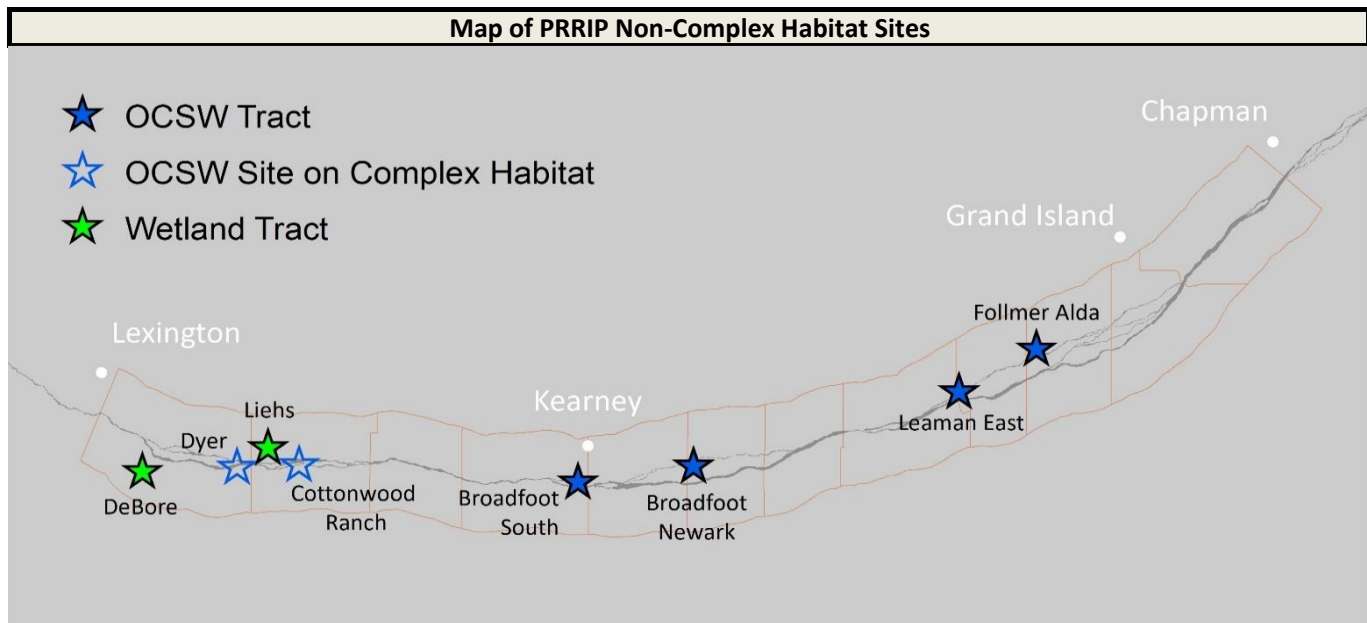
Location of First Increment Extension Plus-Up Acres

²Count towards 60 acre OCSW goal.

Complex Habitat Identification	Total Acres	Plus-Up Acres	Percent of Tot.
Clark Island Complex	783.8	120.0	15%
Chapman Complex	595.0	585.0	98%
Total		705.0	



Non-Complex Habitat Summary



Summary of Non-Complex Habitat Ownership Interests				
Palustrine Wetland Sites	Total Acres	Type	Cost	Wetland Acres
DeBore	100.7	Purchased	\$ 376,000	30.0
Liehs	153.3	Purchased	\$ 579,000	40.0
<i>Subtotal</i>	<i>254.0</i>		<i>\$ 955,000</i>	<i>70.0</i>
Baseline Off-Channel Sand and Water Sites	Total Acres	Type	Cost	Nesting Acres
Dyer	N/A	OCSW on Complex	N/A	21.0
Cottonwood Ranch	N/A	OCSW on Complex	N/A	17.0
Broadfoot South	15.0	Lease	\$ 37,500	16.0
Broadfoot Newark	216.2	Purchased	\$ 884,273	36.0
Leaman East	85.0	Purchased	\$ 513,931	12.0
Follmer Alda	75.0	Purchased	\$ 400,000	6.0
<i>Subtotal</i>	<i>391.2</i>		<i>\$ 1,835,704</i>	<i>108.0</i>
New Off-Channel Sand and Water Sites ²	Total Acres	Type	Cost	Nesting Acres
<i>Subtotal</i>				
	Total Acres		Total Cost	
Total for All Non-Complex Habitat	645.2		\$ 2,790,704	